

# HURON CITY SCHOOL DISTRICT

## Treasurer's Report

*Randy Drewyor, Treasurer/CFO*



### Monthly Financial Report – August 2020

1. *Cash Reconciliation*
2. *Cash Summary – All Funds (separate document)*
3. *Disbursement Summary (separate document)*
4. *Investment Portfolio*
5. *Monthly Financial Report (narrative of cash flows) (separate document)*
6. *General Fund Financial Report (spreadsheet and graphic)*
7. *Federal & State Grants*

Gross Depository Balances:

Civista \$340,608.61  
Civista Credit Card Account \$4,545.46

Total Depository Balances (Gross) \$345,154.07

Adjustments to Bank Balance:

Cash in Transit to Bank \$0.00  
Outstanding Checks (\$122,510.64)  
Adjustments:  
Deposit in Transit \$301.00

Total Adjustments to Bank Balance (\$122,209.64)

Investments:

Treasury Bonds and Notes \$0.00  
Certificate of Deposits \$0.00  
Other Securities \$0.00  
Other Investments:  
UBS Investments \$1,414,459.80  
Morgan Stanley \$101,295.21  
5/3 Investments \$698,131.56  
STAR Ohio \$4,955,304.83  
STAR Plus \$549,890.46

Total Investments \$7,719,081.86

Cash on Hand:

Petty Cash:  
Change Cash:  
Cash with Fiscal Agent \$0.00

Total Cash on Hand \$0.00

Total Balances \$7,942,026.29

Total Fund Balance \$7,942,026.29

Depository Clearance Accounts:

Total Clearance Account Balances \$0.00

Treasurer

**Huron City School District**

**Investment Portfolio**

**As of August 31, 2020**

**Star Ohio**

Money Market

<u>Term</u>	<u>Amount</u>	<u>Interest</u>	<u>Interest Paid</u>	<u>Maturity</u>
n/a	\$4,955,304.83	0.25%	monthly	n/a

**Star Ohio Plus**

Money Market

<u>Term</u>	<u>Amount</u>	<u>Interest</u>	<u>Interest Paid</u>	<u>Maturity Date</u>
n/a	\$549,890.46	0.25%	monthly	n/a

**Morgan Stanley**

CD

<u>Term</u>	<u>Amount</u>	<u>Interest</u>	<u>Interest Paid</u>	<u>Maturity</u>
	\$101,180.20	0.35%	monthly	5/3/21

**UBS**

Fixed Income

<u>Term</u>	<u>Amount</u>	<u>Interest</u>	<u>Interest Paid</u>	<u>Maturity</u>
Varies	\$1,416,123.34	varies	monthly	varies

**Fifth Third**

Money Market

<u>Term</u>	<u>Amount</u>	<u>Interest</u>	<u>Interest Paid</u>	<u>Maturity</u>
n/a	\$698,171.37	1.58%	monthly	n/a

**Total**                    **\$7,720,670.20**

**Fiscal Year 2020-2021**

**August 2020**

**GENERAL FUND**

**HURON CITY SCHOOL DISTRICT**

	Budget FY 20-21	Current Fiscal YTD	% of Total		Actual FY 19-20	Prior Fiscal YTD	% of Total		% CHANGE FY 21 TO FY 20
<b>REVENUE</b>									
Beginning Cash Balance		4,907,000				5,608,948			
Real Estate Taxes	10,780,466	4,301,280	39.9%		9,770,688	4,208,200	43.1%		2.2%
Public Utilities Personal Property	741,877	366,003	49.3%		698,646	332,643			10.0%
Unrestricted State Aid	2,047,473	349,626	17.1%		2,081,551	409,507	19.7%		-14.6%
Restricted State Aid	49,484	5,027	10.2%		27,800	5,022	18.1%		0.1%
Property Tax Allocation - Rollback & Homestead	1,354,871	0	0.0%		1,362,547	0	0.0%		
Tuition	978,593	133,054	13.6%		988,484	117,305	11.9%		13.4%
Interest	95,542	1,942	2.0%		127,391	32,476	25.5%		-94.0%
All other	335,635	4,731	1.4%		338,630	62,597	18.5%		-92.4%
<b>Total General Fund Revenue</b>	<b>16,383,941</b>	<b>5,161,663</b>	<b>31.5%</b>		<b>15,395,737</b>	<b>5,167,749</b>	<b>33.6%</b>		<b>-0.1%</b>

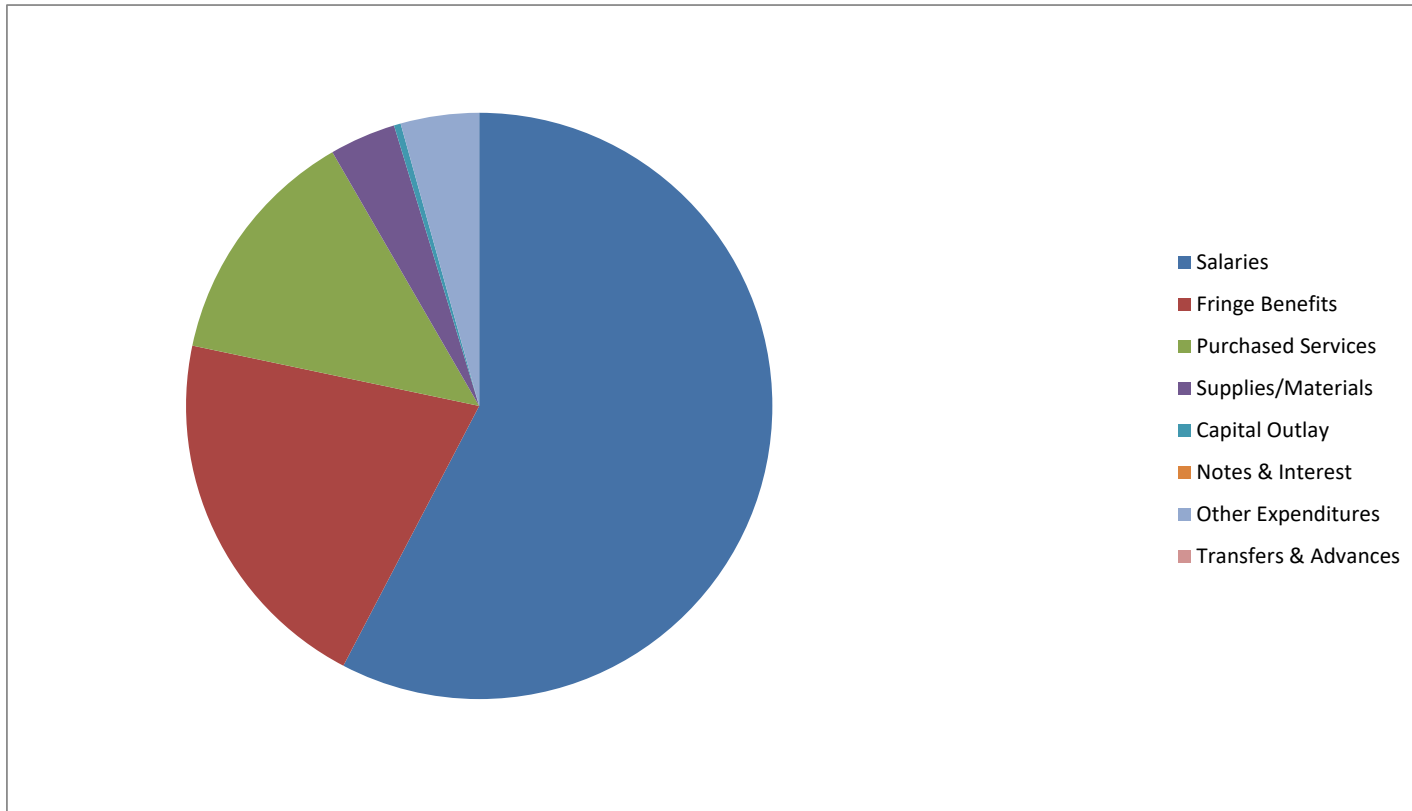
	Budget FY 20-21	Current Fiscal YTD	% of Total		Actual FY 19-20	Prior Fiscal YTD	% of Total		% CHANGE FY 21 TO FY 20
<b>EXPENSES</b>									
Salaries	8,588,073	1,653,607	19.3%		8,515,854	1,628,290	19.1%		1.6%
Benefits	3,267,727	591,619	18.1%		3,113,224	540,520	17.4%		9.5%
Purchased Services	3,364,596	382,859	11.4%		3,287,950	414,531	12.6%		-7.6%
Supplies	464,962	104,765	22.5%		433,289	127,278	29.4%		-17.7%
Capital Outlay	83,714	10,690	12.8%		80,906	14,058	17.4%		-24.0%
Notes & Interest	142,087	0	0.0%		142,087	0	0.0%		0.0%
Other Expenses	317,450	123,915	39.0%		311,689	160,961	51.6%		-23.0%
Transfers & Advances Out	75,000	0	0.0%		100,000	0	0.0%		0.0%
<b>Total General Fund Expenses</b>	<b>16,303,609</b>	<b>2,867,454</b>	<b>17.6%</b>		<b>15,984,999</b>	<b>2,885,637</b>	<b>18.1%</b>		<b>-0.6%</b>

Net Cash Flow Fiscal Year to Date	2,294,209	2,282,112
Ending Cash Balance	7,201,209	7,891,060
Outstanding Purchase Orders	1,393,140	1,086,530
Unencumbered Cash Balance	5,808,069	6,804,531
True Days Cash	130	155
Estimated Cost Per Day	44,667	43,795





<b>EXPENSE ITEM</b>	<b>FISCAL YTD</b>
Salaries	\$1,653,607
Fringe Benefits	\$591,619
Purchased Services	\$382,859
Supplies/Materials	\$104,765
Capital Outlay	\$10,690
Notes & Interest	\$0
Other Expenditures	\$123,915
Transfers & Advances	\$0
<b>Total Expenditures</b>	<b>\$2,867,454</b>





Huron City School District

Federal Programs Summary  
FY2020

Program Name:	Fund/SCC	Initial Allocation:	Total Revenues:	Total Expenses:	Cash Balance:	Encumbrances:	Remaining Balance:
Title I - Improving Basic Programs	572.9020	\$242,947.91	\$199,920.58	\$210,213.31	-\$10,292.73	\$0.00	\$32,734.60
Title IIA - Supporting Effective Instruction	590.9020	\$52,126.09	\$26,786.60	\$26,786.60	\$0.00	\$0.00	\$25,339.49
Title IV - Student Support and Academic Enrichment	599.9020	\$17,656.41	\$10,292.63	\$10,292.63	\$0.00	\$0.00	\$7,363.78
IDEA-B - Special Education	516.9020	\$310,809.30	\$294,077.95	\$307,124.65	-\$13,046.70	\$0.00	\$3,684.65
IDEA Early Childhood Special Education	587.9020	\$9,144.15	\$8,229.62	\$8,229.62	\$0.00	\$0.00	\$914.53
Early Childhood Education - State	439.9020	\$64,000.00	\$64,000.00	\$64,000.00	\$0.00	\$0.00	\$0.00
<b>Totals:</b>		\$696,683.86	\$603,307.38	\$626,646.81	-\$23,339.43	\$0.00	\$70,037.05

Activity through August 31, 2020



Huron City School District

Federal Programs Summary  
FY2021

Program Name:	Fund/SCC	Initial Allocation:	Total Revenues:	Total Expenses:	Cash Balance:	Encumbrances:	Remaining Balance:
Title I - Improving Basic Programs	572.9021	\$232,010.93	\$0.00	\$0.00	\$0.00	\$0.00	\$232,010.93
Title IIA - Supporting Effective Instruction	590.9021	\$13,853.06	\$0.00	\$0.00	\$0.00	\$0.00	\$13,853.06
Title IV - Student Support and Academic Enrichment	599.9021	\$17,507.67	\$0.00	\$0.00	\$0.00	\$0.00	\$17,507.67
IDEA-B - Special Education	516.9021	\$310,186.69	\$0.00	\$0.00	\$0.00	\$0.00	\$310,186.69
IDEA Early Childhood Special Education	587.9021	\$9,198.52	\$0.00	\$0.00	\$0.00	\$0.00	\$9,198.52
ESSER	507.9021	\$193,663.50	\$0.00	\$0.00	\$0.00	\$0.00	\$193,663.50
Student Wellness	467.9020	\$488,016.72	\$145,648.89	\$6,055.29	\$139,593.60	\$0.00	\$481,961.43
State CARES	510.9021	\$60,797.00	\$0.00	\$1,298.80	-\$1,298.80	\$0.00	\$59,498.20
Early Childhood Education - State	439.9021	\$64,000.00	\$0.00	\$0.00	\$0.00	\$0.00	\$64,000.00
<b>Totals:</b>		\$1,389,234.09	\$145,648.89	\$7,354.09	\$138,294.80	\$0.00	\$1,381,880.00

Activity through August 31, 2020

**HURON CITY SCHOOL DISTRICT****Cash Summary Report**

Full Account Code	Description	Initial Cash	MTD Received	FYTD Received	MTD Expended	FYTD Expended	Fund Balance	Encumbrance	Unencumbered Balance
001-0000	GENERAL FUND	\$ 4,353,632.51	\$ 1,928,956.19	\$ 5,196,778.99	\$ 1,322,190.47	\$ 2,867,454.11	\$ 6,682,957.39	\$ 2,748,786.72	\$ 3,934,170.67
001-9194	BUS PURCHASE ALLOWANCE	53,368.84	0.00	0.00	0.00	0.00	53,368.84	0.00	53,368.84
002-9002	BOND RETIRE - HURON PUBLIC LIBRARY	312,635.26	110,250.29	110,250.29	1,858.91	1,858.91	421,026.64	288,197.50	132,829.14
003-9004	PERMANENT IMPROVEMENT FUND	114,462.96	193,454.14	193,454.14	30,435.34	36,315.77	271,601.33	243,338.40	28,262.93
006-0000	FOOD SERVICE FUND	0.00	470.00	45,753.99	31,458.01	60,749.61	(14,995.62)	145,530.76	(160,526.38)
006-9020	SANDI LUNCH FUND	9,827.46	0.00	0.00	0.00	0.00	9,827.46	0.00	9,827.46
007-9001	MEMORIAL SCHOLARSHIP FUND	41,859.60	0.00	0.00	7,033.00	15,783.00	26,076.60	3,000.00	23,076.60
007-9003	BOYS SOCCER SCHOLARSHIP	10,002.45	0.00	0.00	500.00	1,500.00	8,502.45	0.00	8,502.45
007-9004	FOOTBALL SCHOLARSHIPS	5,292.82	0.00	0.00	0.00	0.00	5,292.82	900.00	4,392.82
007-9005	SWIMMING SCHOLARSHIPS	1,751.89	0.00	0.00	0.00	500.00	1,251.89	0.00	1,251.89
007-9006	ADDISON AND OZELMA WILES SCHOLARSHIP FUND	2,230.98	0.00	0.00	0.00	0.00	2,230.98	0.00	2,230.98
007-9009	HURON STRONG - COVID-19 DONATIONS	28,193.17	0.00	0.00	0.00	28,080.00	113.17	0.00	113.17
007-9011	LEIDHEISER SCHOLARSHIP TRUST FUND	321.07	0.00	0.00	0.00	0.00	321.07	0.00	321.07
007-9015	POPPY ROTH LEE MISCHLER MEMORIAL FUND	8,678.00	0.00	0.00	0.00	0.00	8,678.00	2,000.00	6,678.00
007-9016	CROSS COUNTRY SCHOLARSHIP FUND	1,253.08	0.00	0.00	0.00	1,000.00	253.08	500.00	(246.92)
007-9017	TRACK SCHOLARSHIP FUND	839.17	0.00	0.00	300.00	600.00	239.17	0.00	239.17
007-9020	SCOTT KLAIBER MEMORIAL CROSS COUNTRY SCHOLARSHIP	8,115.00	100.00	100.00	0.00	2,000.00	6,215.00	0.00	6,215.00
007-9030	National Jr Honor Society Scholarship	0.00	0.00	0.00	0.00	0.00	0.00	0.00	0.00
007-9050	TIGER FUND GRANT	17,452.61	0.00	0.00	0.00	0.00	17,452.61	0.00	17,452.61
007-9051	WELLNESS INITIATIVE	7,464.09	0.00	0.00	23.45	23.45	7,440.64	0.00	7,440.64
007-9060	WOODLANDS EDUCATIONAL GARDEN	1,051.30	0.00	0.00	0.00	0.00	1,051.30	0.00	1,051.30
007-9070	HURON FALLEN SOLDIER MEMORIAL	1,611.24	0.00	0.00	0.00	0.00	1,611.24	650.00	961.24
007-9075	MC CORMICK FUND RAISING - DIAMOND JUBILEE	7,251.81	0.00	0.00	0.00	0.00	7,251.81	779.77	6,472.04
007-9090	SATANTA VONTHRON SCHOLARSHIP FUND	20,439.29	0.00	0.00	0.00	4,000.00	16,439.29	0.00	16,439.29
018-9002	HS BUILDING FUND	9,633.65	0.00	0.00	0.00	0.00	9,633.65	0.00	9,633.65
018-9003	MCCORMICK BUILDING FUND	9,425.40	0.00	0.00	0.00	0.00	9,425.40	0.00	9,425.40
018-9005	WOODLANDS BUILDING FUND	13,160.68	0.00	0.00	0.00	0.00	13,160.68	0.00	13,160.68
018-9006	WOODLANDS PLAYGROUND FUND	1.00	0.00	0.00	0.00	0.00	1.00	0.00	1.00
018-9007	SHAWNEE BUILDING FUND	4,534.21	200.00	200.00	0.00	0.00	4,734.21	1,510.00	3,224.21
019-9020	ERIE COUNTY MENTAL HEALTH BOARD GRANT	0.00	10,969.00	10,969.00	27.99	10,658.91	310.09	297.00	13.09

**HURON CITY SCHOOL DISTRICT****Cash Summary Report**

Full Account Code	Description	Initial Cash	MTD Received	FYTD Received	MTD Expended	FYTD Expended	Fund Balance	Encumbrance	Unencumbered Balance
019-9116	OHIO SPACE GRANT	\$ 503.02	\$ 0.00	\$ 0.00	\$ 0.00	\$ 0.00	\$ 503.02	\$ 0.00	\$ 503.02
019-9219	ERIE COUNTY COMMUNITY FOUNDATION GRANT FY19	0.23	0.00	0.00	0.00	0.00	0.23	0.00	0.23
022-0000	DISTRICT AGENCY FUND - PUBLIC LIBRARY	0.00	14,700.03	14,700.03	247.85	247.85	14,452.18	14,452.18	0.00
022-9016	STATE TOURNAMENT ACCOUNT	691.59	0.00	0.00	0.00	0.00	691.59	180.00	511.59
200-9020	CLASS OF 2020	9,933.44	0.00	0.00	0.00	0.00	9,933.44	0.00	9,933.44
200-9021	CLASS OF 2021	3,786.44	(45,226.00)	(45,226.00)	0.00	(46,560.00)	5,120.44	0.00	5,120.44
200-9022	CLASS OF 2022	0.00	0.00	0.00	0.00	0.00	0.00	0.00	0.00
200-9209	NATIONAL HONOR SOCIETY	4,279.37	0.00	0.00	0.00	385.00	3,894.37	0.00	3,894.37
200-9210	MCCORMICK NATIONAL HONOR SOCIETY	3,968.36	0.00	0.00	0.00	0.00	3,968.36	0.00	3,968.36
200-9211	HIGH SCHOOL YEARBOOK	8,165.24	715.00	715.00	99.00	99.00	8,781.24	0.00	8,781.24
200-9213	HIGH SCHOOL STUDENT COUNCIL	13,355.97	0.00	0.00	800.00	1,000.00	12,355.97	200.00	12,155.97
200-9214	TEEN LEADERSHIP CORPS	2,262.78	0.00	750.00	0.00	0.00	3,012.78	0.00	3,012.78
200-9216	HS SPEECH AND DEBATE	51.05	0.00	0.00	0.00	0.00	51.05	0.00	51.05
200-9220	MCCORMICK STUDENT COUNCIL	6,834.92	0.00	0.00	0.00	0.00	6,834.92	0.00	6,834.92
200-9221	HIGH SCHOOL - MODEL UN	0.00	0.00	0.00	0.00	0.00	0.00	0.00	0.00
200-9222	HIGH SCHOOL ART CLUB	1,302.39	0.00	0.00	0.00	0.00	1,302.39	0.00	1,302.39
200-9232	MCCORMICK YEARBOOK	1,499.91	0.00	0.00	673.35	673.35	826.56	0.00	826.56
200-9234	STEAM CONCESSIONS - MCCORMICK	592.26	0.00	0.00	0.00	0.00	592.26	0.00	592.26
200-9241	HIGH SCHOOL ACADEMIC CHALLENGE TEAM	2,044.59	0.00	0.00	0.00	0.00	2,044.59	0.00	2,044.59
300-0000	ATHLETICS - HURON CITY SCHOOLS	29,030.76	5,881.10	5,881.10	14,916.64	35,309.23	(397.37)	16,520.62	(16,917.99)
300-9020	HALL OF FAME BANQUET	127.67	0.00	0.00	0.00	0.00	127.67	3,220.00	(3,092.33)
300-9215	HURON VOCAL MUSIC PROGRAM	25,195.79	0.00	0.00	0.00	0.00	25,195.79	0.00	25,195.79
300-9220	BIDDY BOYS BASKETBALL	4,086.40	0.00	0.00	0.00	0.00	4,086.40	0.00	4,086.40
300-9221	BIDDY BASEBALL	4.10	0.00	0.00	0.00	0.00	4.10	0.00	4.10
300-9222	BIDDY BOYS GOLF	1,094.99	0.00	0.00	0.00	0.00	1,094.99	0.00	1,094.99
300-9223	BIDDY TRACK (BOYS AND GIRLS)	4,352.58	0.00	0.00	0.00	0.00	4,352.58	(152.00)	4,504.58
300-9224	BIDDY BOYS SOCCER	7,578.02	0.00	0.00	0.00	0.00	7,578.02	0.00	7,578.02
300-9225	BIDDY CHEERLEADING	5,577.18	374.82	3,156.51	0.00	0.00	8,733.69	4,000.00	4,733.69
300-9226	BIDDY CROSS COUNTRY	18,114.15	9,122.82	9,122.82	423.00	423.00	26,813.97	4,350.00	22,463.97
300-9227	BIDDY FOOTBALL	9,324.02	13,520.25	13,520.25	30.00	2,948.92	19,895.35	5,170.00	14,725.35
300-9228	BIDDY GIRLS GOLF	0.00	0.00	2,000.00	305.91	305.91	1,694.09	60.00	1,634.09
300-9229	BIDDY GIRLS SOCCER	2,124.25	0.00	0.00	0.00	412.00	1,712.25	1,220.00	492.25
300-9230	BIDDY GIRLS BASKETBALL	8,822.22	0.00	0.00	0.00	0.00	8,822.22	943.52	7,878.70
300-9232	BIDDY GIRLS TENNIS	1,031.20	0.00	0.00	0.00	0.00	1,031.20	0.00	1,031.20



## HURON CITY SCHOOL DISTRICT

## Cash Summary Report

Full Account Code	Description	Initial Cash	MTD Received	FYTD Received	MTD Expended	FYTD Expended	Fund Balance	Encumbrance	Unencumbered Balance
300-9233	BIDDY SOFTBALL	\$ 5,175.23	\$ 0.00	\$ 0.00	\$ 0.00	\$ 0.00	\$ 5,175.23	\$ 0.00	\$ 5,175.23
300-9234	BIDDY SWIMMING	957.03	0.00	0.00	0.00	0.00	957.03	0.00	957.03
300-9235	BIDDY VOLLEYBALL	11,941.59	4,652.00	4,772.00	3,958.10	3,958.10	12,755.49	3,822.78	8,932.71
300-9236	BIDDY WRESTLING	4,003.18	0.00	0.00	0.00	0.00	4,003.18	0.00	4,003.18
300-9237	BIDDY BOWLING TEAM	3,731.55	0.00	0.00	182.66	182.66	3,548.89	194.34	3,354.55
300-9238	BIDDY BOYS TENNIS	571.08	0.00	0.00	0.00	0.00	571.08	0.00	571.08
300-9250	BIDDY - OTHER SCHOOL ACTIVIIES	0.00	0.00	0.00	0.00	0.00	0.00	0.00	0.00
401-9021	AUXILIARY SERVICES	0.00	0.00	0.00	0.00	0.00	0.00	0.00	0.00
401-9219	ST PETER AUXILIARY FY18-FY19	2,101.36	0.00	0.00	0.00	0.00	2,101.36	0.00	2,101.36
401-9221	ST PETER AUXILIARY FY20 - FY21	29,217.26	27,771.04	27,771.04	6,475.48	9,666.99	47,321.31	31,854.04	15,467.27
439-9019	PUBLIC SCHOOL PRESCHOOL GRANT FY19	0.00	0.00	0.00	0.00	0.00	0.00	0.00	0.00
439-9020	PUBLIC SCHOOL PRESCHOOL GRANT FY20	0.00	0.00	661.54	(850.00)	661.54	0.00	0.00	0.00
439-9021	PUBLIC SCHOOL PRESCHOOL GRANT FY20	0.00	0.00	0.00	0.00	0.00	0.00	0.00	0.00
451-9020	PUBLIC SCHOOLS CONNECTIVITY	0.00	0.00	0.00	0.00	0.00	0.00	0.00	0.00
451-9021	PUBLIC SCHOOLS CONNECTIVITY	0.00	0.00	0.00	0.00	0.00	0.00	0.00	0.00
467-9020	STUDENT WELLNESS & SUPPORT RESTRICTED FUNDS	145,648.89	0.00	0.00	2,421.94	6,055.29	139,593.60	0.00	139,593.60
499-9019	SCHOOL SAFETY GRANT 2019	0.00	0.00	0.00	0.00	0.00	0.00	0.00	0.00
499-9020	MISCELLANEOUS STATE GRANT FUND	3,485.40	0.00	0.00	0.00	0.00	3,485.40	0.00	3,485.40
507-9021	ESSER	0.00	0.00	0.00	0.00	0.00	0.00	73,500.00	(73,500.00)
510-9021	CORONA RELIEF FUND	0.00	0.00	0.00	1,298.80	1,298.80	(1,298.80)	6,680.00	(7,978.80)
516-9019	IDEA-B 2019 SPECIAL EDUCATION	0.00	0.00	0.00	0.00	0.00	0.00	0.00	0.00
516-9020	IDEA-B 2020 SPECIAL EDUCATION	0.00	24,820.50	44,087.05	13,044.72	57,131.75	(13,044.70)	0.00	(13,044.70)
516-9021	IDEA-B 2021 SPECIAL EDUCATION	0.00	0.00	0.00	9,433.38	9,433.38	(9,433.38)	0.00	(9,433.38)
516-9219	2019 6B IDEA RESTORATION GRANT	0.00	0.00	0.00	0.00	0.00	0.00	0.00	0.00
572-9019	TITLE I 2019 IMPROVING BASIC PROGRAMS	0.00	0.00	0.00	0.00	0.00	0.00	0.00	0.00
572-9020	TITLE I 2020 IMPROVING BASIC PROGRAMS	0.00	10,820.95	19,133.89	10,292.73	29,426.62	(10,292.73)	0.00	(10,292.73)
572-9021	TITLE I 2021 IMPROVING BASIC PROGRAMS	0.00	0.00	0.00	0.00	0.00	0.00	0.00	0.00
572-9220	TITLE I DISADVANTAGED CHILDREN	0.00	0.00	0.00	0.00	0.00	0.00	0.00	0.00
587-9019	IDEA 2019 EARLY CHILDHOOD SPECIAL EDUCATION	0.00	0.00	0.00	0.00	0.00	0.00	0.00	0.00

**HURON CITY SCHOOL DISTRICT****Cash Summary Report**

<b>Full Account Code</b>	<b>Description</b>	<b>Initial Cash</b>	<b>MTD Received</b>	<b>FYTD Received</b>	<b>MTD Expended</b>	<b>FYTD Expended</b>	<b>Fund Balance</b>	<b>Encumbrance</b>	<b>Unencumbered Balance</b>
587-9020	IDEA 2020 EARLY CHILDHOOD SPECIAL EDUCATION	\$ 0.00	\$ 0.00	\$ 0.00	\$ 0.00	\$ 0.00	\$ 0.00	\$ 0.00	\$ 0.00
587-9021	IDEA 2021 EARLY CHILDHOOD SPECIAL EDUCATION	0.00	0.00	0.00	0.00	0.00	0.00	0.00	0.00
590-9019	TITLE IIA 2019 IMPROVING TEACHER QUALITY	0.00	0.00	0.00	0.00	0.00	0.00	0.00	0.00
590-9020	IMPROVING TEACHER QUALITY	0.00	1,600.00	3,167.10	0.00	3,167.10	0.00	0.00	0.00
590-9021	IMPROVING TEACHER QUALITY	0.00	0.00	0.00	0.00	0.00	0.00	1,800.00	(1,800.00)
599-9019	TITLE IV 2019 STUDENT SUPPORT/ACA ENRICHMENT	0.00	0.00	0.00	0.00	0.00	0.00	0.00	0.00
599-9020	MISCELLANEOUS FED. GRANT FUND	0.00	0.00	940.13	0.00	940.13	0.00	0.00	0.00
599-9021	MISCELLANEOUS FED. GRANT FUND	0.00	0.00	0.00	0.00	0.00	0.00	0.00	0.00
<b>Grand Total</b>		<b>\$ 5,427,057.00</b>	<b>\$ 2,313,152.13</b>	<b>\$ 5,662,658.87</b>	<b>\$ 1,457,580.73</b>	<b>\$ 3,147,690.38</b>	<b>\$ 7,942,025.49</b>	<b>\$ 3,603,505.63</b>	<b>\$ 4,338,519.86</b>

Start Date: 08/01/2020

End Date: 08/31/2020

## HURON CITY SCHOOL DISTRICT

### Disbursement Summary Report

Reference Number	Check Number	Type	Date	Name	Vendor #	Status	Reconcile Date	Void Date	Amount
20406	0	REFUND	8/20/2020	JASON PLANTHABER	303057	VOID		8/20/2020	\$ 526.00
20432	0	REFUND	8/20/2020	CRYSTAL YATES	303387	VOID		8/20/2020	526.00
20457	6527	ACCOUNTS_PAYA BLE	8/3/2020	CAPITAL ONE PUBLIC FUNDING LLC	900039	RECONCILED	8/27/2020		5,880.43
20461	6528	ACCOUNTS_PAYA BLE	8/27/2020	SCHOOL EMPLOYEES RETIREMENT	900023	RECONCILED	8/27/2020		45.22
20458	6529	ACCOUNTS_PAYA BLE	8/3/2020	OHIO SCHOOLS COUNCIL	900006	RECONCILED	8/27/2020		725.00
20459	6530	ACCOUNTS_PAYA BLE	8/28/2020	VISION SERVICE PLAN	900028	RECONCILED	8/28/2020		1,141.10
20463	6531	ACCOUNTS_PAYA BLE	8/12/2020	HURON EMPLOYEE INSURANCE	900009	RECONCILED	8/27/2020		152,179.02
20268	6532	ACCOUNTS_PAYA BLE	8/11/2020	GORDON FOOD SERVICE INC	900040	RECONCILED	8/13/2020		176.04
20462	6533	ACCOUNTS_PAYA BLE	8/27/2020	SCHOOL EMPLOYEES RETIREMENT	900023	RECONCILED	8/27/2020		30.16
20244	6534	PAYROLL	8/14/2020	HURON CITY SCHOOL DISTRICT		RECONCILED	8/14/2020		336,413.83
20269	6535	ACCOUNTS_PAYA BLE	8/14/2020	HURON CITY SCHOOLS FOR MEDICAR	900011	RECONCILED	8/14/2020		4,547.15
20456	6536	PAYROLL	8/28/2020	HURON CITY SCHOOL DISTRICT		RECONCILED	8/31/2020		342,356.42
20464	6537	ACCOUNTS_PAYA BLE	8/27/2020	HURON CITY SCHOOLS FOR MEDICAR	900011	RECONCILED	8/27/2020		5,150.27
20455	6538	PAYROLL	8/21/2020	HURON CITY SCHOOL DISTRICT		RECONCILED	8/27/2020		36,142.98
20486	6539	ACCOUNTS_PAYA BLE	8/31/2020	GORDON FOOD SERVICE INC	900040	RECONCILED	8/31/2020		1,149.50
20468	6540	ACCOUNTS_PAYA BLE	8/27/2020	AMERICAN FIDELITY ASSURANCE CO	900013	RECONCILED	8/27/2020		6,070.27
20465	6541	ACCOUNTS_PAYA BLE	8/27/2020	STATE TEACHERS RETIREMENT	900001	RECONCILED	8/27/2020		88,528.00
20466	6542	ACCOUNTS_PAYA BLE	8/27/2020	SCHOOL EMPLOYEES RETIREMENT	900002	RECONCILED	8/27/2020		24,962.00
20467	6543	ACCOUNTS_PAYA BLE	8/27/2020	SCHOOL EMPLOYEES RETIREMENT	900023	RECONCILED	8/27/2020		41,882.76

Start Date: 08/01/2020

End Date: 08/31/2020

## HURON CITY SCHOOL DISTRICT

### Disbursement Summary Report

Reference Number	Check Number	Type	Date	Name	Vendor #	Status	Reconcile Date	Void Date	Amount
20497	6544	ACCOUNTS_PAYA BLE	8/6/2020	VISION SERVICE PLAN	900028	RECONCILED	8/31/2020		\$ 751.54
20218	106442	ACCOUNTS_PAYA BLE	8/4/2020	AMERICAN EXPRESS	300290	RECONCILED	8/4/2020		2,118.23
20219	106443	ACCOUNTS_PAYA BLE	8/4/2020	CLEVELAND STATE UNIVERSITY	302623	OUTSTANDING			500.00
20236	106444	ACCOUNTS_PAYA BLE	8/10/2020	APPLE COMPUTER INC	1313	RECONCILED	8/31/2020		129.95
20232	106445	ACCOUNTS_PAYA BLE	8/10/2020	CURRICULUM ASSOCIATES LLC	301747	RECONCILED	8/31/2020		145.60
20225	106446	ACCOUNTS_PAYA BLE	8/10/2020	EMC PUBLISHING	303209	RECONCILED	8/31/2020		1,678.30
20223	106447	ACCOUNTS_PAYA BLE	8/10/2020	FRIENDS OFFICE	302682	RECONCILED	8/31/2020		2,913.24
20234	106448	ACCOUNTS_PAYA BLE	8/10/2020	HAMMER- HUBER'S INC	302107	RECONCILED	8/31/2020		146.95
20222	106449	ACCOUNTS_PAYA BLE	8/10/2020	JOSTENS INC	10005	RECONCILED	8/31/2020		1,133.15
20224	106450	ACCOUNTS_PAYA BLE	8/10/2020	LAKESHORE LEARNING MATERIALS	12368	RECONCILED	8/31/2020		334.90
20228	106451	ACCOUNTS_PAYA BLE	8/10/2020	LORIS PRINTING & PARTY CENTER	12387	RECONCILED	8/31/2020		389.27
20229	106452	ACCOUNTS_PAYA BLE	8/10/2020	MCALLISTER LTD	303311	RECONCILED	8/31/2020		952.82
20238	106453	ACCOUNTS_PAYA BLE	8/10/2020	MCGRAW-HILL EDUCATION	301729	RECONCILED	8/31/2020		903.60
20235	106454	ACCOUNTS_PAYA BLE	8/10/2020	MEDCO SPORTS MEDICINE	302196	RECONCILED	8/31/2020		38.60
20237	106455	ACCOUNTS_PAYA BLE	8/10/2020	RACHEL WIXEY AND ASSOCIATES LLC	302958	RECONCILED	8/31/2020		436.08
20221	106456	ACCOUNTS_PAYA BLE	8/10/2020	REALLY GOOD STUFF, LLC	18204	RECONCILED	8/31/2020		459.61
20226	106457	ACCOUNTS_PAYA BLE	8/10/2020	SAN BAY COMPANY	19005	RECONCILED	8/31/2020		906.84
20227	106458	ACCOUNTS_PAYA BLE	8/10/2020	SIESEL DISTIBUTING, LLC	303309	RECONCILED	8/31/2020		1,190.00
20220	106459	ACCOUNTS_PAYA BLE	8/10/2020	SOCCER.COM	301142	RECONCILED	8/31/2020		5,659.98
20230	106460	ACCOUNTS_PAYA BLE	8/10/2020	SONOVA USA INC	302551	RECONCILED	8/31/2020		303.75
20231	106461	ACCOUNTS_PAYA BLE	8/10/2020	STAPLES ADVANTAGE	19987	RECONCILED	8/31/2020		2.38
20233	106462	ACCOUNTS_PAYA BLE	8/10/2020	STARFALL EDUCATION	301761	RECONCILED	8/31/2020		270.00

Start Date: 08/01/2020

End Date: 08/31/2020

## HURON CITY SCHOOL DISTRICT

### Disbursement Summary Report

Reference Number	Check Number	Type	Date	Name	Vendor #	Status	Reconcile Date	Void Date	Amount
20243	106463	ACCOUNTS_PAYA BLE	8/10/2020	COMDOC INC	302968	RECONCILED	8/31/2020		\$ 5,727.69
20242	106464	ACCOUNTS_PAYA BLE	8/10/2020	EASY GRAMMAR SYSTEMS	301344	RECONCILED	8/31/2020		255.83
20241	106465	ACCOUNTS_PAYA BLE	8/10/2020	OHIO UNIVERSITY	302602	RECONCILED	8/31/2020		690.00
20239	106466	ACCOUNTS_PAYA BLE	8/10/2020	THE OHIO STATE UNIVERSITY	301246	RECONCILED	8/31/2020		300.00
20240	106467	ACCOUNTS_PAYA BLE	8/10/2020	UNIVERSITY OF CINCINNATI	302608	RECONCILED	8/31/2020		2,593.00
20248	106468	ACCOUNTS_PAYA BLE	8/13/2020	APPLE INC	300319	RECONCILED	8/31/2020		99.00
20256	106469	ACCOUNTS_PAYA BLE	8/13/2020	BOOM LEARNING	303292	OUTSTANDING			100.00
20249	106470	ACCOUNTS_PAYA BLE	8/13/2020	CARDINAL BUS SALES	3418	RECONCILED	8/31/2020		223.20
20250	106471	ACCOUNTS_PAYA BLE	8/13/2020	CLYDE HIGH SCHOOL/ATHLETI C DEP	301208	RECONCILED	8/31/2020		220.00
20251	106472	ACCOUNTS_PAYA BLE	8/13/2020	FAIR AND SQUARE BUILD & REPAIR	302497	OUTSTANDING			600.00
20262	106473	ACCOUNTS_PAYA BLE	8/13/2020	FOLLETT SCHOOL SOLUTIONS INC	6003	RECONCILED	8/31/2020		40.34
20266	106474	ACCOUNTS_PAYA BLE	8/13/2020	HURON YACHT CLUB INC	8220	RECONCILED	8/31/2020		182.66
20259	106475	ACCOUNTS_PAYA BLE	8/13/2020	INTERSTATE BATTERY SYSTEM NCO	9118	RECONCILED	8/31/2020		440.90
20257	106476	ACCOUNTS_PAYA BLE	8/13/2020	IXL LEARNING	302514	RECONCILED	8/31/2020		3,038.00
20264	106477	ACCOUNTS_PAYA BLE	8/13/2020	JOSTENS INC	300371	RECONCILED	8/31/2020		673.35
20261	106478	ACCOUNTS_PAYA BLE	8/13/2020	LORIS PRINTING & PARTY CENTER	12387	RECONCILED	8/31/2020		212.70
20263	106479	ACCOUNTS_PAYA BLE	8/13/2020	LUCKY STONE PROMOTIONS, LTD	303036	RECONCILED	8/31/2020		126.00
20258	106480	ACCOUNTS_PAYA BLE	8/13/2020	LYRICS2LEARN LLC	302831	RECONCILED	8/31/2020		150.00
20254	106481	ACCOUNTS_PAYA BLE	8/13/2020	NASCO	805088	RECONCILED	8/31/2020		58.23
20260	106482	ACCOUNTS_PAYA BLE	8/13/2020	NORTH CENTRAL OHIO EDUCATIONAL	300816	RECONCILED	8/31/2020		2,745.75
20252	106483	ACCOUNTS_PAYA BLE	8/13/2020	QUILL CORPORATION	17004	RECONCILED	8/31/2020		88.67

Start Date: 08/01/2020

End Date: 08/31/2020

## HURON CITY SCHOOL DISTRICT

### Disbursement Summary Report

Reference Number	Check Number	Type	Date	Name	Vendor #	Status	Reconcile Date	Void Date	Amount
20265	106484	ACCOUNTS_PAYA BLE	8/13/2020	RACHEL WIXEY AND ASSOCIATES LLC	302958	RECONCILED	8/31/2020		\$ 222.30
20253	106485	ACCOUNTS_PAYA BLE	8/13/2020	SAN BAY COMPANY	19005	RECONCILED	8/31/2020		2,276.29
20255	106486	ACCOUNTS_PAYA BLE	8/13/2020	SOCIAL STUDIES SCHOOL SERVICES	301942	RECONCILED	8/31/2020		106.23
20245	106487	ACCOUNTS_PAYA BLE	8/13/2020	STAPLES ADVANTAGE	19987	RECONCILED	8/31/2020		392.45
20246	106488	ACCOUNTS_PAYA BLE	8/13/2020	STUTTERING THERAPY RESOURCES, INC	303330	RECONCILED	8/31/2020		106.43
20247	106489	ACCOUNTS_PAYA BLE	8/13/2020	VINSON GROUP, LLC	303174	OUTSTANDING			6,633.34
20267	106490	ACCOUNTS_PAYA BLE	8/13/2020	WOODMORE HIGH SCHOOL/ATHLETI C	301492	RECONCILED	8/31/2020		165.00
20296	106491	ACCOUNTS_PAYA BLE	8/13/2020	APPLE COMPUTER INC	1313	RECONCILED	8/31/2020		1,199.00
20288	106492	ACCOUNTS_PAYA BLE	8/13/2020	BAY AREA GAS CONSORTIUM	2529	RECONCILED	8/31/2020		7,465.58
20280	106493	ACCOUNTS_PAYA BLE	8/13/2020	BREWER- GARRETT	302975	RECONCILED	8/31/2020		2,000.55
20294	106494	ACCOUNTS_PAYA BLE	8/13/2020	BSN SPORTS, LLC	301544	RECONCILED	8/31/2020		238.88
20273	106495	ACCOUNTS_PAYA BLE	8/13/2020	BUCKEYE BROADBAND, INC	303008	RECONCILED	8/31/2020		85.55
20279	106496	ACCOUNTS_PAYA BLE	8/13/2020	CENTURYLINK	302858	RECONCILED	8/13/2020		3,857.35
20293	106497	ACCOUNTS_PAYA BLE	8/13/2020	CHEMICAL SERVICE & SUPPLIES	3442	RECONCILED	8/31/2020		6,842.00
20282	106498	ACCOUNTS_PAYA BLE	8/13/2020	CINTAS CORPORATION LOC. 318	3492	RECONCILED	8/31/2020		64.22
20274	106499	ACCOUNTS_PAYA BLE	8/13/2020	CURRICULUM ASSOCIATES LLC	301747	RECONCILED	8/31/2020		145.60
20295	106500	ACCOUNTS_PAYA BLE	8/13/2020	ESC OF LORAIN COUNTY	6035	RECONCILED	8/31/2020		85.06
20289	106501	ACCOUNTS_PAYA BLE	8/13/2020	GRAINGER	7061	RECONCILED	8/31/2020		611.20
20292	106502	ACCOUNTS_PAYA BLE	8/13/2020	INTERSTATE BATTERY SYSTEM NCO	9118	RECONCILED	8/31/2020		180.00
20285	106503	ACCOUNTS_PAYA BLE	8/13/2020	IRC TEAM SPORTS	300338	RECONCILED	8/31/2020		372.96

Start Date: 08/01/2020

End Date: 08/31/2020

## HURON CITY SCHOOL DISTRICT

### Disbursement Summary Report

Reference Number	Check Number	Type	Date	Name	Vendor #	Status	Reconcile Date	Void Date	Amount
20276	106504	ACCOUNTS_PAYA BLE	8/13/2020	JR FUNDING SUPPORT SERVICES	300007	RECONCILED	8/31/2020		\$ 350.00
20290	106505	ACCOUNTS_PAYA BLE	8/13/2020	KEYSTONE LOCAL SCHOOL DISTRICT	303331	OUTSTANDING			225.00
20287	106506	ACCOUNTS_PAYA BLE	8/13/2020	LUCKY STONE PROMOTIONS, LTD	303036	RECONCILED	8/31/2020		423.00
20284	106507	ACCOUNTS_PAYA BLE	8/13/2020	MEDCO SPORTS MEDICINE	302196	RECONCILED	8/31/2020		46.90
20277	106508	ACCOUNTS_PAYA BLE	8/13/2020	NCS PEARSON INC	301035	RECONCILED	8/31/2020		245.61
20272	106509	ACCOUNTS_PAYA BLE	8/13/2020	NEFF COMPANY	14029	RECONCILED	8/31/2020		440.00
20275	106510	ACCOUNTS_PAYA BLE	8/13/2020	OHIO EDISON COMPANY	15004	RECONCILED	8/31/2020		1,654.87
20291	106511	ACCOUNTS_PAYA BLE	8/13/2020	PORT CLINTON CITY SCHOOL	16066	OUTSTANDING			225.00
20271	106512	ACCOUNTS_PAYA BLE	8/13/2020	SCHOOL SPECIALTY INC	19910	RECONCILED	8/31/2020		2,123.94
20283	106513	ACCOUNTS_PAYA BLE	8/13/2020	SHIFFLER EQUIPMENT SALES INC	19036	RECONCILED	8/31/2020		19.91
20281	106514	ACCOUNTS_PAYA BLE	8/13/2020	SONOVA USA INC	302551	RECONCILED	8/31/2020		2,437.99
20286	106515	ACCOUNTS_PAYA BLE	8/13/2020	STAPLES ADVANTAGE	19987	RECONCILED	8/31/2020		98.25
20270	106516	ACCOUNTS_PAYA BLE	8/13/2020	TELESYSTEM	301007	RECONCILED	8/31/2020		750.50
20278	106517	ACCOUNTS_PAYA BLE	8/13/2020	TREASURER STATE OF OHIO	20531	RECONCILED	8/31/2020		98.25
20297	106518	ACCOUNTS_PAYA BLE	8/13/2020	VERIZON WIRELESS	22010	RECONCILED	8/31/2020		440.16
20298	106519	ACCOUNTS_PAYA BLE	8/5/2020	SUNRISE COOPERATIVE	19664	RECONCILED	8/13/2020		572.77
20299	106520	ACCOUNTS_PAYA BLE	8/13/2020	AMERICAN EXPRESS	300634	RECONCILED	8/13/2020		88.59
20303	106521	ACCOUNTS_PAYA BLE	8/14/2020	REPUBLIC SERVICES #263	302029	RECONCILED	8/17/2020		1,082.12
20302	106522	ACCOUNTS_PAYA BLE	8/14/2020	CHEMICAL SERVICE & SUPPLIES	3442	RECONCILED	8/31/2020		140.90
20308	106523	ACCOUNTS_PAYA BLE	8/14/2020	CLARK SPECIAL INTRUMENTS	303336	RECONCILED	8/31/2020		35.00
20301	106524	ACCOUNTS_PAYA BLE	8/14/2020	CLYDE HIGH SCHOOL/ATHLETI C DEP	301208	RECONCILED	8/31/2020		75.00

Start Date: 08/01/2020

End Date: 08/31/2020

## HURON CITY SCHOOL DISTRICT

### Disbursement Summary Report

Reference Number	Check Number	Type	Date	Name	Vendor #	Status	Reconcile Date	Void Date	Amount
20306	106525	ACCOUNTS_PAYA BLE	8/14/2020	EDISON HIGH SCHOOL/ATHLETI C	5149	RECONCILED	8/31/2020		\$ 235.00
20300	106526	ACCOUNTS_PAYA BLE	8/14/2020	HAMMER- HUBER'S INC	302107	RECONCILED	8/31/2020		104.95
20307	106527	ACCOUNTS_PAYA BLE	8/14/2020	HURON ACE HARDWARE	3213	RECONCILED	8/31/2020		9.59
20304	106528	ACCOUNTS_PAYA BLE	8/14/2020	LAMINATION DEPOT INC	303009	RECONCILED	8/31/2020		134.70
20305	106529	ACCOUNTS_PAYA BLE	8/14/2020	WILLARD HIGH SCHOOL/ATHLETI C	23061	RECONCILED	8/31/2020		200.00
20309	106530	ACCOUNTS_PAYA BLE	8/17/2020	BROWN SUPPLY COMPANY	2380	RECONCILED	8/31/2020		85.40
20312	106531	ACCOUNTS_PAYA BLE	8/17/2020	HOUGHTON MIFFLIN HARCOURT	8027	RECONCILED	8/31/2020		2,716.28
20311	106532	ACCOUNTS_PAYA BLE	8/17/2020	HURON ACE HARDWARE	3213	RECONCILED	8/31/2020		55.73
20314	106533	ACCOUNTS_PAYA BLE	8/17/2020	JOHN WILEY & SONS INC	301891	RECONCILED	8/31/2020		4,082.42
20310	106534	ACCOUNTS_PAYA BLE	8/17/2020	NOECA	14132	RECONCILED	8/31/2020		3,352.11
20313	106535	ACCOUNTS_PAYA BLE	8/17/2020	OHIO DEPARTMENT OF JOB AND	15398	RECONCILED	8/31/2020		299.19
20327	106536	ACCOUNTS_PAYA BLE	8/18/2020	BROWN SUPPLY COMPANY	2380	RECONCILED	8/31/2020		289.50
20319	106537	ACCOUNTS_PAYA BLE	8/18/2020	DEMCO INC	4005	RECONCILED	8/31/2020		124.79
20330	106538	ACCOUNTS_PAYA BLE	8/18/2020	FOLLETT SCHOOL SOLUTIONS INC	6003	OUTSTANDING			91.39
20324	106539	ACCOUNTS_PAYA BLE	8/18/2020	HURON ATHLETIC DEPARTMENT	8085	RECONCILED	8/31/2020		2,500.00
20320	106540	ACCOUNTS_PAYA BLE	8/18/2020	OHIO EDISON COMPANY	15005	RECONCILED	8/31/2020		1,389.69
20317	106541	ACCOUNTS_PAYA BLE	8/18/2020	STAPLES ADVANTAGE	19987	RECONCILED	8/31/2020		135.22
20328	106542	ACCOUNTS_PAYA BLE	8/18/2020	WHITE HOUSE ARTESIAN SPRINGS	23058	RECONCILED	8/31/2020		20.25
20315	106543	ACCOUNTS_PAYA BLE	8/18/2020	WILLARD HIGH SCHOOL/ATHLETI C	23061	RECONCILED	8/31/2020		200.00
20318	106544	ACCOUNTS_PAYA BLE	8/18/2020	EDMENTUM	300902	RECONCILED	8/31/2020		1,485.00



Start Date: 08/01/2020

End Date: 08/31/2020

## HURON CITY SCHOOL DISTRICT

### Disbursement Summary Report

Reference Number	Check Number	Type	Date	Name	Vendor #	Status	Reconcile Date	Void Date	Amount
20321	106545	ACCOUNTS_PAYA BLE	8/18/2020	NCS PEARSON INC	301035	RECONCILED	8/31/2020		\$ 255.91
20323	106546	ACCOUNTS_PAYA BLE	8/18/2020	THE OHIO STATE UNIVERSITY	301246	RECONCILED	8/31/2020		800.00
20322	106547	ACCOUNTS_PAYA BLE	8/18/2020	MCGRAW-HILL EDUCATION	301729	RECONCILED	8/31/2020		3,049.92
20316	106548	ACCOUNTS_PAYA BLE	8/18/2020	WILSON LANGUAGE TRAINING	301983	RECONCILED	8/31/2020		2,344.90
20329	106549	ACCOUNTS_PAYA BLE	8/18/2020	LEARNING A-Z	302871	RECONCILED	8/31/2020		839.80
20326	106550	ACCOUNTS_PAYA BLE	8/18/2020	RACHEL WIXEY AND ASSOCIATES LLC	302958	RECONCILED	8/31/2020		1,111.50
20325	106551	ACCOUNTS_PAYA BLE	8/18/2020	US SCHOOL SUPPLY INC	302962	RECONCILED	8/31/2020		107.40
20343	106552	ACCOUNTS_PAYA BLE	8/19/2020	HURON ACE HARDWARE	3213	RECONCILED	8/31/2020		39.96
20332	106553	ACCOUNTS_PAYA BLE	8/19/2020	DISCOUNT DRUG MART INC	4070	RECONCILED	8/31/2020		11.37
20335	106554	ACCOUNTS_PAYA BLE	8/19/2020	FLINN SCIENTIFIC INC	6093	RECONCILED	8/31/2020		529.65
20339	106555	ACCOUNTS_PAYA BLE	8/19/2020	FIRELANDS CORPORATE HEALTH CTR	6202	RECONCILED	8/31/2020		110.00
20336	106556	ACCOUNTS_PAYA BLE	8/19/2020	RENAISSANCE LEARNING INC	18198	RECONCILED	8/31/2020		20,110.83
20337	106557	ACCOUNTS_PAYA BLE	8/19/2020	THE OHIO STATE UNIVERSITY	301246	OUTSTANDING			750.00
20341	106558	ACCOUNTS_PAYA BLE	8/19/2020	BUG MAN	301275	OUTSTANDING			1,450.00
20334	106559	ACCOUNTS_PAYA BLE	8/19/2020	WEST ROOFING SYSTEMS INC	301285	RECONCILED	8/31/2020		20,975.00
20333	106560	ACCOUNTS_PAYA BLE	8/19/2020	Gundlach Sheet Metal Works Inc	301660	RECONCILED	8/31/2020		1,902.90
20338	106561	ACCOUNTS_PAYA BLE	8/19/2020	GENE PTACEK & SON FIRE	301700	RECONCILED	8/31/2020		58.00
20340	106562	ACCOUNTS_PAYA BLE	8/19/2020	MEDCO SPORTS MEDICINE	302196	OUTSTANDING			50.78
20344	106563	ACCOUNTS_PAYA BLE	8/19/2020	LUCKY STONE PROMOTIONS, LTD	303036	RECONCILED	8/31/2020		4,100.00
20331	106564	ACCOUNTS_PAYA BLE	8/19/2020	GILBERT HEATING & AIR CONDITIONING INC	303242	RECONCILED	8/31/2020		716.25
20342	106565	ACCOUNTS_PAYA BLE	8/19/2020	TERPCO INC	303332	RECONCILED	8/31/2020		169.60

Start Date: 08/01/2020

End Date: 08/31/2020

## HURON CITY SCHOOL DISTRICT

### Disbursement Summary Report

Reference Number	Check Number	Type	Date	Name	Vendor #	Status	Reconcile Date	Void Date	Amount
20345	106566	REFUND	8/20/2020	MATTHEW ADAMS	300722	RECONCILED	8/31/2020		\$ 526.00
20346	106567	REFUND	8/20/2020	AMANDA ARTHUR	303338	OUTSTANDING			300.00
20348	106568	REFUND	8/20/2020	ROGER BLEVINS	2581	OUTSTANDING			300.00
20349	106569	REFUND	8/20/2020	KURT BROWN	303340	RECONCILED	8/31/2020		526.00
20350	106570	REFUND	8/20/2020	DANIELLE BUATHIER	302778	RECONCILED	8/31/2020		526.00
20351	106571	REFUND	8/20/2020	JAMI CAMP	301805	RECONCILED	8/31/2020		526.00
20353	106572	REFUND	8/20/2020	RANA CHABAN	303342	RECONCILED	8/31/2020		526.00
20354	106573	REFUND	8/20/2020	DAWN CHURCH	303343	RECONCILED	8/31/2020		526.00
20355	106574	REFUND	8/20/2020	AMY COBLEIGH	302642	RECONCILED	8/31/2020		526.00
20356	106575	REFUND	8/20/2020	CARRIE CROW	303344	RECONCILED	8/31/2020		526.00
20357	106576	REFUND	8/20/2020	PHIL CUNNINGHAM	303345	OUTSTANDING			526.00
20358	106577	REFUND	8/20/2020	WILLIAM CURRENCE	303346	RECONCILED	8/31/2020		652.00
20359	106578	REFUND	8/20/2020	JOE DANDURAND	302758	RECONCILED	8/31/2020		526.00
20360	106579	REFUND	8/20/2020	CATHLEEN DELANEY	303347	RECONCILED	8/31/2020		526.00
20361	106580	REFUND	8/20/2020	KRISTIE DETLOR	302433	OUTSTANDING			526.00
20362	106581	REFUND	8/20/2020	CHARLES DIETER	303348	RECONCILED	8/31/2020		526.00
20363	106582	REFUND	8/20/2020	SAMANTHA DIFFENBACHER	302413	OUTSTANDING			526.00
20365	106583	REFUND	8/20/2020	GREG EYTCHISON	302472	OUTSTANDING			526.00
20366	106584	REFUND	8/20/2020	JULIE FANTOZZI	301067	RECONCILED	8/31/2020		526.00
20367	106585	REFUND	8/20/2020	MARGARET, FARIA	303349	RECONCILED	8/31/2020		526.00
20368	106586	REFUND	8/20/2020	RYAN FEENEY	303389	OUTSTANDING			526.00
20369	106587	REFUND	8/20/2020	LISA FISHER	302414	RECONCILED	8/31/2020		526.00
20370	106588	REFUND	8/20/2020	GWEN FRANCIS	303350	OUTSTANDING			526.00
20371	106589	REFUND	8/20/2020	MARIA FRY	303351	RECONCILED	8/31/2020		526.00
20372	106590	REFUND	8/20/2020	TRACY GADD	300836	RECONCILED	8/31/2020		526.00
20430	106591	REFUND	8/20/2020	ADREINNE GIBBS`	303390	RECONCILED	8/31/2020		526.00
20373	106592	REFUND	8/20/2020	SHANNON OR VICTORIA GIBBS	302715	OUTSTANDING			526.00
20374	106593	REFUND	8/20/2020	JESSIE GIMPERLING	300331	RECONCILED	8/31/2020		526.00
20375	106594	REFUND	8/20/2020	THERESA GRAYBILL	303352	RECONCILED	8/31/2020		526.00
20376	106595	REFUND	8/20/2020	MICHAEL GUNSELMAN	303353	RECONCILED	8/31/2020		526.00

Start Date: 08/01/2020

End Date: 08/31/2020

## HURON CITY SCHOOL DISTRICT

### Disbursement Summary Report

Reference Number	Check Number	Type	Date	Name	Vendor #	Status	Reconcile Date	Void Date	Amount
20377	106596	REFUND	8/20/2020	MICHELLE HAND	303354	OUTSTANDING			\$ 300.00
20378	106597	REFUND	8/20/2020	HEATHER HARDY	302318	RECONCILED	8/31/2020		300.00
20426	106598	REFUND	8/20/2020	DEBRA HERZOG	301611	OUTSTANDING			526.00
20364	106599	REFUND	8/20/2020	NICHOLE HINTZ	301066	RECONCILED	8/31/2020		526.00
20380	106600	REFUND	8/20/2020	MICHAEL HUDDLESTON	301996	RECONCILED	8/31/2020		526.00
20405	106601	REFUND	8/20/2020	ELIZABETH JOHNSON	303369	RECONCILED	8/31/2020		400.00
20381	106602	REFUND	8/20/2020	DUSTIN M KASTOR	12023	RECONCILED	8/31/2020		526.00
20382	106603	REFUND	8/20/2020	SHARON KEVIN KAY	301082	OUTSTANDING			1,052.00
20383	106604	REFUND	8/20/2020	JAMES KLAIBER	302418	RECONCILED	8/31/2020		526.00
20384	106605	REFUND	8/20/2020	MARK KOELSCH	302483	RECONCILED	8/31/2020		526.00
20385	106606	REFUND	8/20/2020	MICHAEL KOHLER	303356	RECONCILED	8/31/2020		400.00
20387	106607	REFUND	8/20/2020	ALISIA KOPKE	303358	RECONCILED	8/31/2020		200.00
20386	106608	REFUND	8/20/2020	TROY KOPKE	303357	RECONCILED	8/31/2020		200.00
20388	106609	REFUND	8/20/2020	HEATHER LEGANDO	303359	OUTSTANDING			526.00
20389	106610	REFUND	8/20/2020	KIRSTA LAGANDO	303317	OUTSTANDING			526.00
20390	106611	REFUND	8/20/2020	TIM LAMB	302767	OUTSTANDING			400.00
20391	106612	REFUND	8/20/2020	DANIEL LEE	303360	RECONCILED	8/31/2020		526.00
20392	106613	REFUND	8/20/2020	CHAD LEIMEISTER	303361	OUTSTANDING			526.00
20393	106614	REFUND	8/20/2020	JENNIFER LOWY	302810	OUTSTANDING			526.00
20394	106615	REFUND	8/20/2020	BRITTNEY MAJOY	302419	RECONCILED	8/31/2020		526.00
20395	106616	REFUND	8/20/2020	ANGIE MASTERSON	303362	RECONCILED	8/31/2020		526.00
20396	106617	REFUND	8/20/2020	ANITA MERRITT	303363	RECONCILED	8/31/2020		526.00
20414	106618	REFUND	8/20/2020	DANA MEYERS	303376	OUTSTANDING			526.00
20397	106619	REFUND	8/20/2020	JAMES & RHONDA MILLER	302246	RECONCILED	8/31/2020		526.00
20398	106620	REFUND	8/20/2020	GREGORY MOODY	303364	RECONCILED	8/31/2020		526.00
20379	106621	REFUND	8/20/2020	CIARRA MOORE	303355	RECONCILED	8/31/2020		400.00
20399	106622	REFUND	8/20/2020	CHAD MURRAY	303365	RECONCILED	8/31/2020		500.00
20400	106623	REFUND	8/20/2020	BECKY NELSON	303366	RECONCILED	8/31/2020		526.00
20402	106624	REFUND	8/20/2020	CRAIG PACK	301478	OUTSTANDING			526.00
20403	106625	REFUND	8/20/2020	CHARLES PARCHER	303367	OUTSTANDING			526.00
20404	106626	REFUND	8/20/2020	MICHAEL PARKER	303368	RECONCILED	8/31/2020		526.00
20435	106627	REFUND	8/20/2020	STEVE PETEE	302654	OUTSTANDING			526.00

Start Date: 08/01/2020

End Date: 08/31/2020

## HURON CITY SCHOOL DISTRICT

### Disbursement Summary Report

Reference Number	Check Number	Type	Date	Name	Vendor #	Status	Reconcile Date	Void Date	Amount
20436	106628	REFUND	8/20/2020	JASON PLANTHABER	303057	RECONCILED	8/31/2020		\$ 200.00
20407	106629	REFUND	8/20/2020	HEATHER POLTOREK	303370	RECONCILED	8/31/2020		526.00
20415	106630	REFUND	8/20/2020	JODI RASNICK	303377	OUTSTANDING			526.00
20401	106631	REFUND	8/20/2020	RAY, SHANE	302556	VOID		8/20/2020	626.00
20408	106632	REFUND	8/20/2020	MARSHA ROGERS	303371	RECONCILED	8/31/2020		526.00
20409	106633	REFUND	8/20/2020	LADONNA SCHAFFER	303372	RECONCILED	8/31/2020		526.00
20410	106634	REFUND	8/20/2020	KURT SCHAFER	303373	RECONCILED	8/31/2020		526.00
20411	106635	REFUND	8/20/2020	CHRISTINA M SCHERLEY	19628	OUTSTANDING			400.00
20412	106636	REFUND	8/20/2020	BOB SCHUH	303374	RECONCILED	8/31/2020		426.00
20413	106637	REFUND	8/20/2020	JUANA SHERER	303375	RECONCILED	8/31/2020		526.00
20347	106638	REFUND	8/20/2020	CONCETTA SICILIANO	303339	RECONCILED	8/31/2020		526.00
20416	106639	REFUND	8/20/2020	SARAH SOLBERG	303178	RECONCILED	8/31/2020		526.00
20418	106640	REFUND	8/20/2020	SCOTT SPURRIER	303378	RECONCILED	8/31/2020		526.00
20417	106641	REFUND	8/20/2020	SCOTT SPURRIER	303378	RECONCILED	8/31/2020		526.00
20419	106642	REFUND	8/20/2020	JAMES STEFANO	303379	RECONCILED	8/31/2020		554.00
20420	106643	REFUND	8/20/2020	SUSAN STOCKARD	303380	RECONCILED	8/31/2020		400.00
20421	106644	REFUND	8/20/2020	SUGALSKI	303381	RECONCILED	8/31/2020		526.00
20422	106645	REFUND	8/20/2020	HEATHER SWINEHART	303382	OUTSTANDING			526.00
20423	106646	REFUND	8/20/2020	VALJEAN THAXTON	301905	OUTSTANDING			526.00
20424	106647	REFUND	8/20/2020	SHANA WAINWRIGHT	303383	RECONCILED	8/31/2020		526.00
20352	106648	REFUND	8/20/2020	JESSICA WARNIKE	303341	OUTSTANDING			526.00
20425	106649	REFUND	8/20/2020	ERIN WASNIAK	303384	RECONCILED	8/31/2020		400.00
20427	106650	REFUND	8/20/2020	KIMBERLY WEYER	302900	RECONCILED	8/31/2020		526.00
20428	106651	REFUND	8/20/2020	JENNIFER WILL	302349	RECONCILED	8/31/2020		526.00
20429	106652	REFUND	8/20/2020	MELISSA WINNESTAFFER	303385	OUTSTANDING			526.00
20431	106653	REFUND	8/20/2020	GEORGE ERIC WOOD	303386	RECONCILED	8/31/2020		526.00
20433	106654	REFUND	8/20/2020	CRYSTAL YATES	303387	OUTSTANDING			522.00
20434	106655	REFUND	8/20/2020	EDIJE ZEIGLER	303388	OUTSTANDING			526.00
20437	106656	REFUND	8/20/2020	SHAWN RAY	302556	RECONCILED	8/31/2020		626.00
20438	106657	ACCOUNTS_PAYABLE	8/21/2020	CAPITAL ONE COMMERCIAL	302854	RECONCILED	8/31/2020		496.55

Start Date: 08/01/2020

End Date: 08/31/2020

## HURON CITY SCHOOL DISTRICT

### Disbursement Summary Report

Reference Number	Check Number	Type	Date	Name	Vendor #	Status	Reconcile Date	Void Date	Amount
20448	106658	ACCOUNTS_PAYA BLE	8/24/2020	COLUMBIA GAS OF OHIO	3249	RECONCILED	8/31/2020		\$ 1,019.18
20445	106659	ACCOUNTS_PAYA BLE	8/24/2020	CHEMICAL SERVICE & SUPPLIES	3442	RECONCILED	8/31/2020		79.20
20452	106660	ACCOUNTS_PAYA BLE	8/24/2020	EHOVE CAREER CENTER	5009	OUTSTANDING			1,000.00
20443	106661	ACCOUNTS_PAYA BLE	8/24/2020	NORTH POINT EDUCATIONAL	5011	RECONCILED	8/31/2020		245.00
20441	106662	ACCOUNTS_PAYA BLE	8/24/2020	FRANKLIN SANITATION LLC	6010	RECONCILED	8/31/2020		10,480.00
20439	106663	ACCOUNTS_PAYA BLE	8/24/2020	BOWLING GREEN STATE UNIVERSITY	6013	RECONCILED	8/31/2020		1,700.00
20447	106664	ACCOUNTS_PAYA BLE	8/24/2020	GRAINGER	7061	RECONCILED	8/31/2020		687.60
20440	106665	ACCOUNTS_PAYA BLE	8/24/2020	SAN BAY COMPANY	19005	RECONCILED	8/31/2020		123.55
20444	106666	ACCOUNTS_PAYA BLE	8/24/2020	BERARDI'S RESTAURANT	21479	RECONCILED	8/31/2020		166.78
20449	106667	ACCOUNTS_PAYA BLE	8/24/2020	EDMENTUM	300902	RECONCILED	8/31/2020		1,650.00
20454	106668	ACCOUNTS_PAYA BLE	8/24/2020	LAWNGUISE	301618	OUTSTANDING			750.00
20450	106669	ACCOUNTS_PAYA BLE	8/24/2020	HAMMER- HUBER'S INC	302107	RECONCILED	8/31/2020		161.95
20451	106670	ACCOUNTS_PAYA BLE	8/24/2020	MEDCO SPORTS MEDICINE	302196	OUTSTANDING			34.40
20446	106671	ACCOUNTS_PAYA BLE	8/24/2020	JB ROOFING, A TECTA AMERICA	302834	RECONCILED	8/31/2020		1,425.00
20442	106672	ACCOUNTS_PAYA BLE	8/24/2020	THE MASTER TEACHER, INC	302906	RECONCILED	8/31/2020		733.65
20453	106673	ACCOUNTS_PAYA BLE	8/24/2020	EQUIPAARTS	302965	RECONCILED	8/31/2020		1,280.33
20460	106674	ACCOUNTS_PAYA BLE	8/27/2020	NCOSSCA	301709	OUTSTANDING			120.00
20472	106675	ACCOUNTS_PAYA BLE	8/28/2020	BENNETT'S COMPUTERIZED	2464	OUTSTANDING			196.00
20480	106676	ACCOUNTS_PAYA BLE	8/28/2020	COLONIAL GARDENS	3084	OUTSTANDING			30.00
20478	106677	ACCOUNTS_PAYA BLE	8/28/2020	DISCOUNT DRUG MART INC	4070	OUTSTANDING			21.82
20481	106678	ACCOUNTS_PAYA BLE	8/28/2020	OHIO ASSOCIATION OF	5066	OUTSTANDING			240.00
20484	106679	ACCOUNTS_PAYA BLE	8/28/2020	BOWLING GREEN STATE UNIVERSITY	6013	OUTSTANDING			300.00
20476	106680	ACCOUNTS_PAYA	8/28/2020	FIRELANDS	6045	OUTSTANDING			75.60

Start Date: 08/01/2020

End Date: 08/31/2020

## HURON CITY SCHOOL DISTRICT

### Disbursement Summary Report

Reference Number	Check Number	Type	Date	Name	Vendor #	Status	Reconcile Date	Void Date	Amount
		BLE		REGIONAL MED CTR					
20482	106681	ACCOUNTS_PAYA	8/28/2020	FLINN SCIENTIFIC INC	6093	OUTSTANDING			\$ 29.55
20483	106682	ACCOUNTS_PAYA	8/28/2020	OSBA	15389	OUTSTANDING			2,700.00
20485	106683	ACCOUNTS_PAYA	8/28/2020	RYDIN DECAL	18203	OUTSTANDING			417.00
20475	106684	ACCOUNTS_PAYA	8/28/2020	SCHOOL SPECIALTY INC	19910	RECONCILED	8/31/2020		2,194.60
20479	106685	ACCOUNTS_PAYA	8/28/2020	LAWNGUISE	301618	OUTSTANDING			1,550.00
20474	106686	ACCOUNTS_PAYA	8/28/2020	MEDCO SPORTS MEDICINE	302196	OUTSTANDING			88.77
20470	106687	ACCOUNTS_PAYA	8/28/2020	RASZKA ASSIGNING	302626	OUTSTANDING			360.00
20469	106688	ACCOUNTS_PAYA	8/28/2020	BRECKENRIDGE KITCHEN EQUIPTMNE	302736	RECONCILED	8/31/2020		6,309.00
20471	106689	ACCOUNTS_PAYA	8/28/2020	COMDOC INC	302954	OUTSTANDING			322.44
20473	106690	ACCOUNTS_PAYA	8/28/2020	RACHEL WIXEY AND ASSOCIATES LLC	302958	OUTSTANDING			1,402.22
20477	106691	ACCOUNTS_PAYA	8/28/2020	101 EDU, INC.	303394	OUTSTANDING			29.95
20490	106692	ACCOUNTS_PAYA	8/31/2020	BRICKER & ECKLER, LLP	423	OUTSTANDING			7,149.30
20487	106693	ACCOUNTS_PAYA	8/31/2020	CDW GOVERNMENT INC	3120	OUTSTANDING			7,145.60
20492	106694	ACCOUNTS_PAYA	8/31/2020	FRIENDS OFFICE	302682	OUTSTANDING			98.74
20493	106695	ACCOUNTS_PAYA	8/31/2020	IMPRINT LOGO LLC	303267	OUTSTANDING			8,000.00
20491	106696	ACCOUNTS_PAYA	8/31/2020	CAPITAL ONE COMMERCIAL	302854	OUTSTANDING			147.36
20495	106697	ACCOUNTS_PAYA	8/31/2020	OHIO SCHOOLS COUNCIL	15011	OUTSTANDING			798.80
20489	106698	ACCOUNTS_PAYA	8/31/2020	SAN BAY COMPANY	19005	OUTSTANDING			1,210.00
20494	106699	ACCOUNTS_PAYA	8/31/2020	UNITED STATES POSTAL SERVICE	301469	OUTSTANDING			2,000.00
20488	106700	ACCOUNTS_PAYA	8/31/2020	USI Insurance Services National, Inc	303304	OUTSTANDING			2,000.00
20496	106701	ACCOUNTS_PAYA	8/31/2020	BRICKER & ECKLER, LLP	423	OUTSTANDING			750.00



**Huron City School District**

# Monthly Financial Report

Fiscal Year 2021 Revenue and Expenditure Activity Through August

Randy Drewyor, Treasurer/CFO



# Table of Contents

FISCAL YEAR 2021 REVENUE AND EXPENDITURE ANALYSIS THROUGH AUGUST	3
FISCAL YEAR 2021 MONTHLY REVENUE ANALYSIS - AUGUST	4
FISCAL YEAR 2021 REVENUE ANALYSIS - JULY - AUGUST	5
FISCAL YEAR 2021 MONTHLY EXPENDITURE ANALYSIS - AUGUST	6
FISCAL YEAR 2021 EXPENDITURE ANALYSIS - JULY - AUGUST	7



## FISCAL YEAR 2021 REVENUE AND EXPENDITURE ANALYSIS THROUGH AUGUST

### 1. ACTUAL COMPARED TO FORECAST VARIANCE AND NET FAVORABILITY ANALYSIS

CURRENT YEAR-TO-DATE  
REVENUE COLLECTIONS  
INDICATE A

**\$232,194**

UNFAVORABLE COMPARED TO  
FORECAST

CURRENT YEAR-TO-DATE  
EXPENDITURES INDICATE A

**\$73,341**

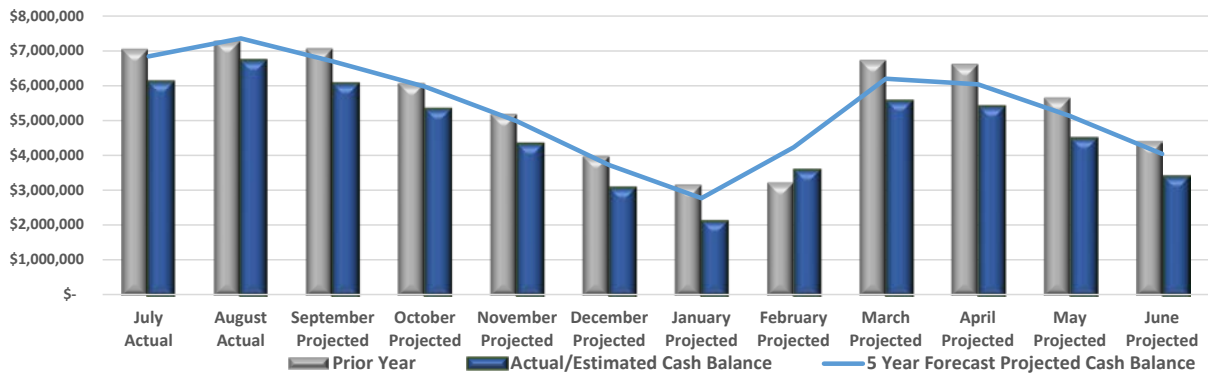
FAVORABLE COMPARED TO  
FORECAST

POTENTIAL NET IMPACT  
WOULD RESULT IN A

**\$158,853**

UNFAVORABLE IMPACT ON THE  
CASH BALANCE

### 2. VARIANCE AND CASH BALANCE COMPARISON



AUGUST CASH BALANCE IS

**\$537,141**

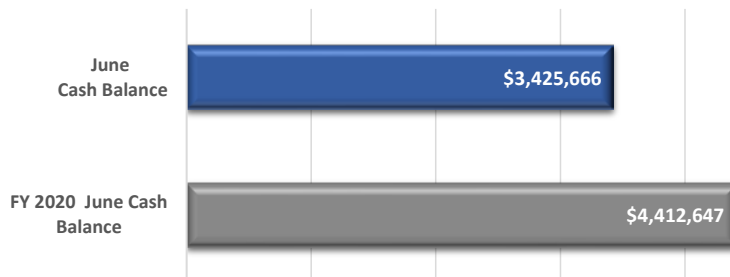
LESS THAN LAST AUGUST

AUGUST CASH BALANCE IS

**\$(158,853)**

LESS THAN THE FORECASTED  
AMOUNT

### 3. FISCAL YEAR 2021 REVENUE SHORTFALL/SURPLUS ANALYSIS (BASED UPON ACTUAL/ESTIMATED VARIANCE)



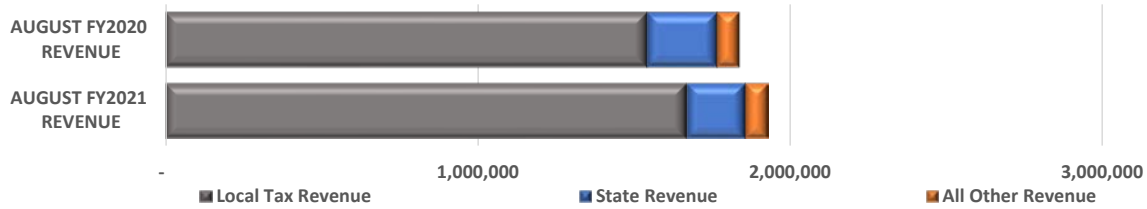
OPERATING DEFICIT OF

**\$(986,981)**

WILL DECREASE THE CASH BALANCE  
BY THE END OF THE FISCAL YEAR

# FISCAL YEAR 2021 MONTHLY REVENUE ANALYSIS - AUGUST

## 1. AUGUST REVENUE COLLECTIONS COMPARED TO PRIOR YEAR



	Actual Revenue Collections For August	Prior Year Revenue Collections	Actual Compared to Last Year
Local Tax Revenue	1,667,283	1,540,843	▲ 126,440
State Revenue	186,738	224,382	▼ (37,645)
All Other Revenue	74,935	71,677	▲ 3,258
<b>Total Revenue</b>	<b>1,928,956</b>	<b>1,836,902</b>	<b>▲ 92,054</b>

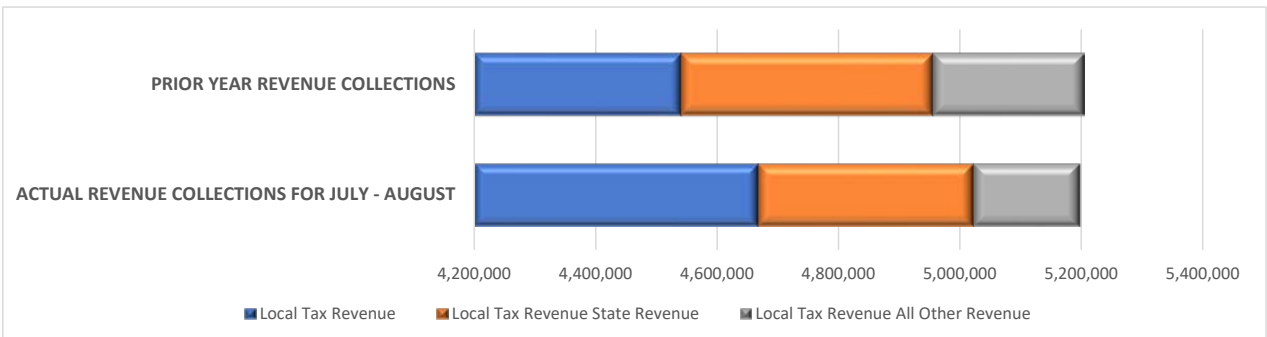
Actual revenue for the month was up

**\$92,054**

compared to last year.

Local tax collections continue to be strong. State revenue is net of funding reductions.

## 2. ACTUAL REVENUE RECEIVED THROUGH AUGUST COMPARED TO THE PRIOR YEAR



	Actual Revenue Collections For July - August	Prior Year Revenue Collections For July - August	Current Year Compared to Last Year
Local Tax Revenue	4,667,283	4,540,843	▲ 126,440
State Revenue	354,653	414,529	▼ (59,876)
All Other Revenue	174,843	248,995	▼ (74,152)
<b>Total Revenue</b>	<b>5,196,779</b>	<b>5,204,366</b>	<b>▼ (7,587)</b>

COMPARED TO THE SAME PERIOD, TOTAL REVENUES ARE

**\$7,587**

LOWER THAN THE PREVIOUS YEAR

## FISCAL YEAR 2021 REVENUE ANALYSIS - JULY - AUGUST

### 3. POSSIBLE CASH FLOW VARIANCE FROM FORECAST DUE TO FYTD ACTUAL RESULTS

CURRENT YEAR-TO-DATE REVENUE  
COLLECTIONS INDICATE A

**\$232,194**

UNFAVORABLE COMPARED TO  
FORECAST

	Forecast Annual Revenue Estimates	Cash Flow Actual/Estimated Calculated Annual Amount	Current Year Forecast Compared to Actual/Estimated
Local Tax Revenue	12,051,488	11,857,454	(194,034)
State Revenue	1,984,210	1,985,675	1,465
All Other Revenue	1,459,782	1,420,157	(39,625)
Total Revenue	15,495,480	15,263,286	(232,194)

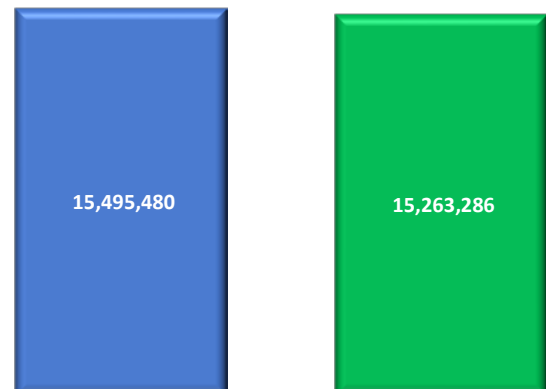
The district's current cash flow, both actual and estimated indicate a unfavorable variance of \$232,194

The shortfall is due to timing of tax allocation payments. Additionally casino revenue is about 50% of previous year.

### 4. REVENUE VARIANCE ANALYSIS OF POTENTIAL IMPACT

Results through August indicate that Fiscal Year 2021 actual/estimated revenue could total \$15,263,286, a unfavorable variance of \$232,194 compared to the annual forecast total revenue. This means the forecast cash balance could be reduced.

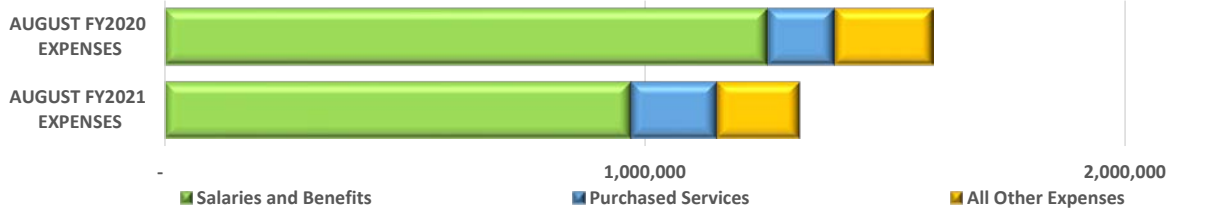
Comparison of 5 Year Forecast Total Revenue  
with Actual + Estimated Monthly Cash Flow



2021 5-Year Forecast Total Revenue      July - August Actual Revenue  
Collected To-date plus September -  
June Estimated Revenue Collections

# FISCAL YEAR 2021 MONTHLY EXPENDITURE ANALYSIS - AUGUST

## 1. AUGUST EXPENDITURES COMPARED TO PRIOR YEAR



	Actual Expenses For August	Prior Year Expenditure Incurred	Actual Compared to Last Year
Salaries and Benefits	970,562	1,253,930	▼ (283,368)
Purchased Services	179,076	139,677	▲ 39,398
All Other Expenses	172,553	206,425	▼ (33,872)
<b>Total Expenditures</b>	<b>1,322,190</b>	<b>1,600,032</b>	<b>▼ (277,842)</b>

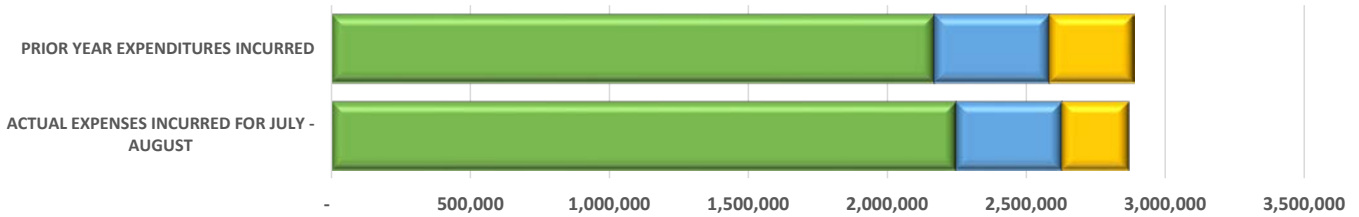
Actual expenses for the month was down

**\$277,842**

compared to last year.

In FY20 August was a 3 pay month which explains the major difference year over year.

## 2. ACTUAL EXPENSES INCURRED THROUGH AUGUST COMPARED TO THE PRIOR YEAR



	Actual Expenses For July - August	Prior Year Expenditures Incurred	Actual Compared to Last Year
Salaries and Benefits	2,245,226	2,168,810	▲ 76,416
Purchased Services	382,859	414,531	▼ (31,672)
All Other Expenses	239,369	302,296	▼ (62,927)
<b>Total Expenditures</b>	<b>2,867,454</b>	<b>2,885,637</b>	<b>▼ (18,183)</b>

Compared to the same period, total expenditures are

**\$18,183**

lower than the previous year

## FISCAL YEAR 2021 EXPENDITURE ANALYSIS - JULY - AUGUST

### 3. POSSIBLE CASH FLOW VARIANCE FROM FORECAST DUE TO FYTD ACTUAL RESULTS

**CURRENT YEAR-TO-DATE  
EXPENDITURES INDICATE A**

**\$73,341**

**FAVORABLE COMPARED TO  
FORECAST**

	Forecasted Annual Expenses	Cash Flow Actual/Estimated Calculated Annual Amount	Forecasted amount compared to Actual/Estimated
Salaries and Benefits	11,855,799	11,891,412	▲ 35,613
Purchased Services	3,364,596	3,321,993	▼ (42,602)
All Other Expenses	1,103,213	1,036,862	▼ (66,351)
<b>Total Expenditures</b>	<b>16,323,608</b>	<b>16,250,267</b>	<b>▼ (73,341)</b>

The district's current cash flow, both actual and estimated expenditures indicate a favorable variance of \$73,341.

Most of the difference is timing of expenses.

### 4. EXPENDITURE VARIANCE ANALYSIS OF POTENTIAL IMPACT

Results through August indicate that Fiscal Year 2021 actual/estimated expenditures could total \$16,250,267 which has a favorable expenditure variance of \$73,341. This means the forecast cash balance could be improved.

Comparison of 5 Year Forecast Total Expenditures with Actual + Estimated Monthly Cash Flow

